

# Catchment Summary - Wicor Mill Portchester

© 2023 CACI Limited and all other applicable third party notices (Acorn, Population Estimates and Projections, Up to Date Demographics) can be found at [www.caci.co.uk/copyrightnotices.pdf](http://www.caci.co.uk/copyrightnotices.pdf)

	Over GB Average
	Around GB Average
	Under GB Average

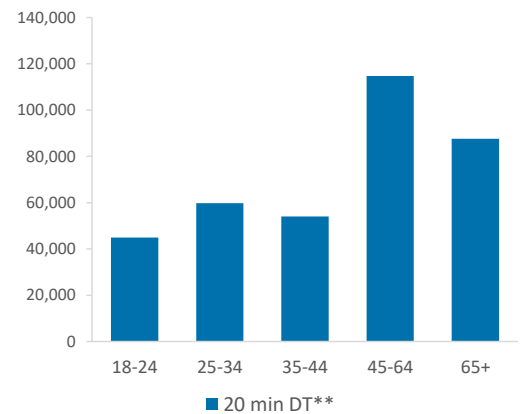
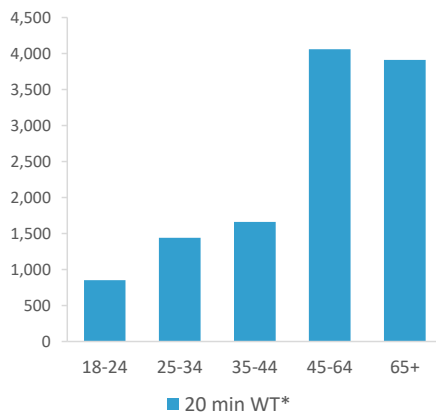
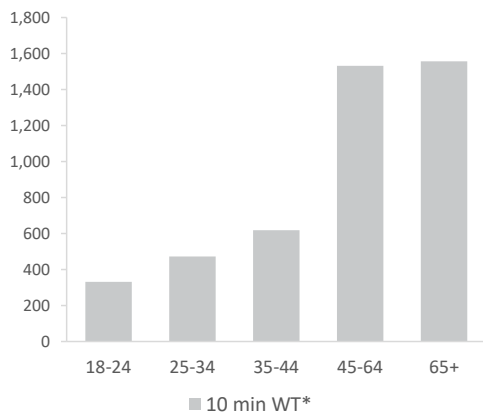
\*WT= Walktime, \*\*DT= Drivetime

	Catchment Size (Counts)			Index vs GB Average			
	10 min WT*	20 min WT*	20 min DT**	10 min WT*	20 min WT*	20 min DT**	
Population	5,513	14,502	454,763	104	100	120	
Adults 18+	4,512	11,926	361,077	104	67	121	
Competition Pubs	3	9	349	20	28	96	
Adults 18+ per Competition Pub	1,504	1,325	1,035	182	161	125	
% Adults Likely to Drink	83.9%	83.6%	82.8%	102	101	100	
Affluence	Low	23.2%	22.0%	23.7%	90	86	92
	Medium	42.7%	45.5%	43.2%	109	116	110
	High	32.6%	31.2%	31.7%	97	93	94

Population & Adults 18+ index is based on all pubs

\*Affluence does not include Not Private Households

Age Profile	18-24	332	853	44,975	74	73	122
	25-34	472	1,442	59,741	64	75	99
	35-44	619	1,662	54,055	87	89	92
	45-64	1,532	4,058	114,683	109	109	99
	65+	1,557	3,911	87,623	148	141	101



		Catchment Size (Counts)			Index vs GB Average		
		10 min WT*	20 min WT*	20 min DT**	10 min WT*	20 min WT*	20 min DT**
Gender	Male	2,674 (49%)	7,040 (49%)	225,605 (50%)	98	98	100
	Female	2,839 (51%)	7,462 (51%)	229,158 (50%)	102	102	100
Economic Status (16-74)	Employed: Full-time	1,678 (44%)	4,473 (44%)	138,505 (42%)	106	105	102
	Employed: Part-time	538 (14%)	1,495 (15%)	45,839 (14%)	108	112	108
	Self employed	342 (9%)	914 (9%)	26,934 (8%)	94	93	86
	Unemployed	46 (1%)	130 (1%)	6,974 (2%)	51	53	90
	Retired	770 (20%)	1,948 (19%)	45,534 (14%)	146	138	101
	Other	447 (12%)	1,288 (13%)	64,077 (20%)	59	64	99
Total Worker Count		860	4,355	296,526			

See the Glossary page for further information on the above variables